




**Our guest speaker for the August meeting is John C. Abbott, Ph.D. , Curator of Entomology, Texas Natural Science Center**  
Here is his bio and some of his fascinating images.

I'm an entomologist at the University of Texas at Austin. Over the last 15 years I have focused on dragonflies and damselflies. I recently wrote a book on this group in Texas and the South-central United States that was published by Princeton University Press. It contains

many of my photos. My latest book "Damselflies of Texas" was recently published by the University of Texas Press.

I have had the opportunity to travel extensively throughout Latin America and other parts of the world where I enjoy taking photos of pretty much everything that will allow me to capture its image. I use Canon equipment and concentrate mainly on macro photography.



Be sure and visit John's excellent website:  
<http://www.abbottnaturephotography.com>

More John Abbott websites:

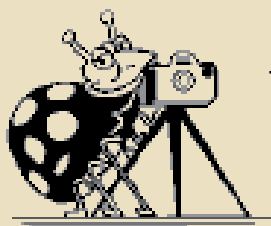
<http://www.flickr.com/abbottnaturephotography>

<http://www.facebook.com/AbbottNaturePhotography>

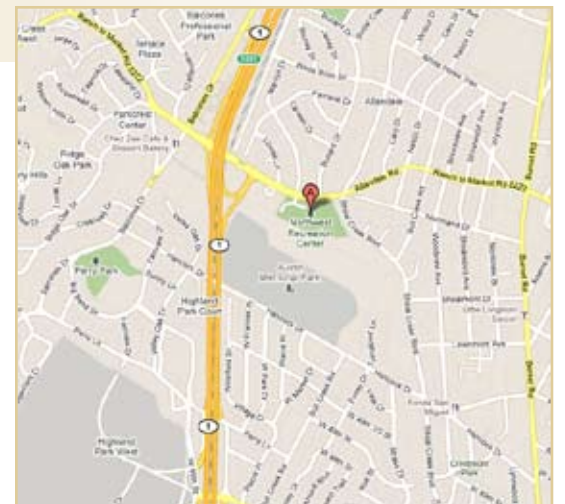
<http://jcabbottnaturephotography.blogspot.com/>

<http://www.odonatacentral.org>

## NEW MEETING LOCATION!!!



**August Meeting**  
Thursday, August 25, 2011 • 7:00 pm  
**Northwest Recreation Center**  
2913 Northland Dr. Austin, TX 78757  
*Visitors are always welcome!*



**July 2011 Evaluation and Critique**  
**Judges were Dolph McCranie, Shirley Loflin and Phil Charlton**

In the **General** category out of 21 entries 7 received top scores:



Snowy Egret - 15 Beverly McCranie



Field Sparrow - 14  
Dolph McCranie



Churning Waters - 15  
Lucy Durfee



Falling Water - 15  
John Baker



Still Water - 15 John Davis



Old Ferry House - 15 Lucy Durfee



Pocket Vanitas - 15 Casey Brotherton

In the **Assignment** category--**Falling Water**, out of 17 entries 5 received top scores:



Clearwater Falls,  
Oregon - 15  
Kathy McCall



Nambe Falls, New Mexico - 15  
Linda Sheppard



Toketee Falls, Oregon - 15  
Kathy McCall



Fern Spring -  
Yosemite - 15  
Paul Munch



Rocky Mountain  
Snow Melt - 15  
Pete Holland

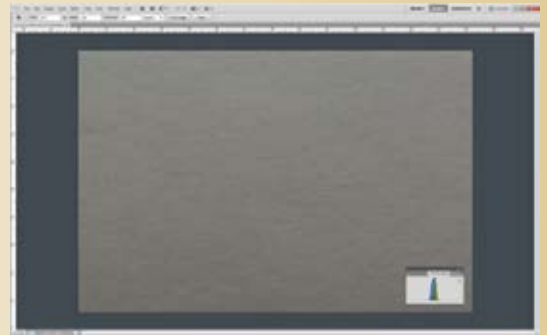
## Brian Loflin presented July's Member Moment

How do we make a good digital image? First we need to take our cameras off "Auto-Everything" and take control, managing the camera for ourselves.

### ***The first step is to understand and manage exposure.***

How can you tell if your camera is exposing correctly? Shoot a photograph with very even lighting of a standard Photo Gray Card that completely fills the frame. Examine your histogram. (Picture 1)

This mid-tone value of the card should be a near-vertical spike at the center mid-tone point on the histogram display. (See the histogram inset in this image.) If not, your camera underexposes or over exposes by some amount.



Picture 1

Apply over- or under- exposure compensation until it does. Make a note of this error. It is important to know how much and apply this correction to your images all the time. You can use your exposure compensation button or dial this correction as your default into your camera menu.



Picture 2


Use your histogram consistently. The histogram is a graphical display of recorded tone values of your exposed image. As such, it is the best guide to use to evaluate exposure properly.

So now that you understand how to make a proper exposure with your camera, what's next? The best thing is to include the Standard Gray Card in your scene. (Picture 2)

Using the appropriate lighting set-up, move in, fill the frame with the card, and shoot the gray card until the histogram is centered. Back out, do not vary the exposure and shoot the scene as you want it to be framed including the gray card. Remove the gray card and shoot the scene one last time.

Open the last two images together in Adobe Camera Raw. Select both images, but feature the one with the gray card. (Picture 3)

Use the white balance dropper to pick the tone of the gray card. This will produce a neutral value of the card. If all areas of the scene are somewhat within a normal dynamic range, all colors and tone values of the image should now be correct. (Picture 4)



Picture 3

### ***Key things to remember***

- Calibrate your camera's exposure,
  - Shoot a "Custom White Balance",
  - Place a color standard in your scene,
  - Open standard & subject image in ACR (Adobe Camera Raw),
  - Balance both images simultaneously,
  - Open subject image,
  - Save as a non-lossy file (.dng, .tif or .psd),
  - Enhance with your favorite tools for contrast, details and fidelity,
  - Finish with noise reduction & sharpening.
  - Begin to regularly calibrate your monitor for best WYSIWYG\* fidelity
- \*What you see is what you get.



Picture 4

# CONGRATULATIONS!

From the three finalists of each category for the Johnson City Scavenger Hunt the attending members and guests got to vote for their favorites at the July meeting and the winners are:



1. County Courthouse  
by Pete Holland



6. Old or Historic Building (whole)  
by Rose Epps



10. Metal Works by Linda Sheppard



2. Vehicle  
by Michele Lofstrom



7. Detail  
of Historic  
Building  
by Rose  
Epps



11. Anything to do with Famous  
Couple by Rose Epps



3. Farm  
Implements  
or Tools  
by Lois  
Schubert



8. Umm by Kathy McCall

12. Spring  
Flower  
by Kathy  
McCall



4. Collage by Kathy McCall



9. Abstract by Linda Sheppard



13. Look Up by Linda Sheppard



5. Shoes by Linda Sheppard



9. Abstract by Rose Epps



14. Best Shot of the Day  
by Michele Lofstrom

## Austin Shutterbug Club Meeting Minutes July 28, 2011

President, Brian Loflin, called the meeting to order at 7 p.m. Visitors were introduced and welcomed by all.

Refreshments this evening were provided by Marlene Lebel, Lucy Durfee, and Dan Macry.

Brian asked the group to consider moving our meeting night back to the second Thursday of each month, as it had previously been. That would give us one year usage vs. renewing every three months.

Paul Munch, Treasurer, stated that the club has \$4643.00 in the bank account. He reminded us that dues are now half price for the rest of this year. He passed the dues envelope around the room.

Brian announced that scavenger hunt images will be voted on tonight after Evaluation and Critique. Judges for the scavenger hunt were Jane Guerin, Phil Charlton, and Dolph

McCranie. Winners will be announced after the break.

Lois Schubert, Events Coordinator, announced that there are no field trips scheduled until October, due to the extreme heat this summer. She told us that on Sunday' October 9th, Texas Photo Fest takes place in Smithville, Tx., from 1-4 p.m.

Tonight's judges for Evaluation and Critique were Dolph McCranie, Shirley Loflin, and Phil Charlton. Next month's assignment is "Rise and Shine." Please check website and/or website for more details.

Brian Loflin presented the Member Moment this evening. His presentation was "Understanding Exposure." Details regarding his presentation will be available in the newsletter.

August 25th is the date of our next meeting. Meeting adjourned at 9:15 p.m.

## Call for Entries and Photography Events

Summer of Cyanotype  
Deadline: September 4, 2011

There will be an exhibition from September 17 to September 26 with an opening/closing reception on September 25 from 4 to 7 PM. Please join me on this adventure into the blue.

[https://asmithgallery.com/Cyanotype\\_Summer.php](https://asmithgallery.com/Cyanotype_Summer.php)

The Icons of Photography No.11 lecture series  
An Evening with Linda Connor

• Thursday, September 29th • 7pm

The Icons of Photography No.12 lecture series  
An Evening with Henry Horenstein

• Friday, November 18th • 7pm

Blanton Museum Auditorium | University of Texas  
• \$5 student/senior/military in advance | \$10 at the door  
• \$15 general admission in advance | \$20 at the door  
• ACP Members FREE  
<http://www.visitacp.org/events/>

Texas Highways Magazine Want List  
Deadline: January 1, 2012

We will feature four drives next year, we have three selected as of now.

- Chalk Mountain: Stephenville-Granbury-Glen Rose-Stephenville
- Brownwood-Cross Plains-Rising Star-Comanche-Brownwood
- Del Rio-Past Devils River State Park up to Sonora Ozona-Juno-Comstock-Del Rio.

See: <http://www.texasphoto.org/NatNewsCompetitions.html>

For more "Call for Entries" see [www.texasphoto.org/NatNewsCompetitions.html](http://www.texasphoto.org/NatNewsCompetitions.html), The website of the Texas Photographic Society

## Club Leadership for 2011

President	Brian Loflin	331-2820
Vice President/Programs	Pete Holland	689-5939
Secretary	Jane Guerin	261-3572
Treasurer	Paul Munch	836-6379
Competition Co-Chairman	Fred Peebles	441-7913
Competition Co-Chairman	Tom Delaney	266-6490
Competition Committee	Dolph McCranie	394-9031
Events Coordinator	Lois Schubert	947-4864
Events Coordinator	Linda Sheppard	306-1516
Hospitality Chairman	Phyllis Rummel	264-1412
Newsletter Editor	Kathy McCall	264-9602
Refreshments Chairman	Charlaine Matthews	418-9405
Refreshments Chairman	Bev McCranie	394-9031
Webmaster	Barbara Hunley	250-1144
Electronic Communication	Rose Epps	502-0608
Roster and Name tags	Rose Epps	502-0608

## September's Assignment - Rise and Shine!

The big problem with **SUNRISES** is that they occur so early. But getting up and out there bright and early can be well worthwhile, because sunrises are the fodder of gorgeous photographs—and you won't find your ideal locations swamped with people. So, set the alarm for a really early time and get there before first light.